



OJAI VALLEY SANITARY DISTRICT

A Public Agency

1072 Tico Road, Ojai, California 93023

(805) 646-5548

FAX (805) 640-0842

www.ojaisan.org

MEETING OF THE LATERAL INSPECTION PROGRAM COMMITTEE

Date & Time:

October 11, 2013

Friday, 9:00 a.m.

Location:

OVSD Board Room

1072 Tico Road, Ojai

Members:

William D. O'Brien

William M. Stone

Stan Greene, Chairman

A G E N D A

1. **Public Comment - (Items not on the agenda - 3 minute limit)**
2. **Discussion of Proposed Sewer Lateral Program**
3. **Discussion**
 - a. Audience
 - b. Committee Members
 - c. General Manager

A staff report providing more detailed information is available for most agenda items, and may be reviewed in the District office during regular business hours. Copies of individual reports may be requested from Brenda Krout (646-5548).

ATTEST TO POSTING:

Brenda Krout - Clerk Of The Board


October 8, 2013 @ 3:30 p.m.
Date & Time Posted At District Office

Memorandum

Ojai Valley Sanitary District

October 8, 2013

To: Lateral Inspection Program Committee – William D. O'Brien, William M. Stone and Stan Greene

From: Jeff Palmer – General Manager 

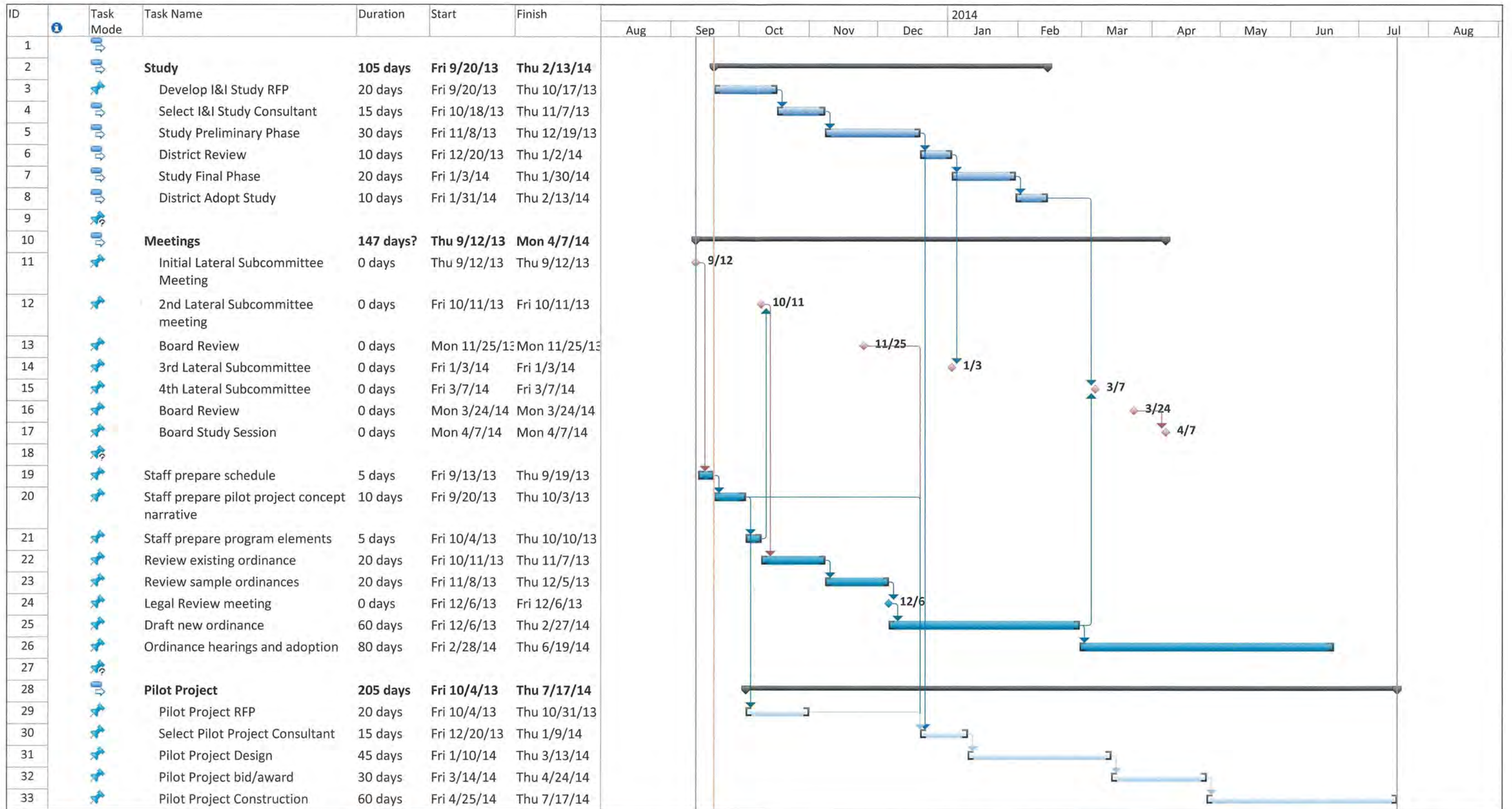
Subject: Proposed Sewer Lateral Program

Attached for your information and review is a program schedule which outlines the steps for developing a Lateral Program up through the Board's adoption of an Ordinance and the initial implementation of the program with a Pilot Program.

Also attached is a pictorial description of the implementation of the Pilot Program.

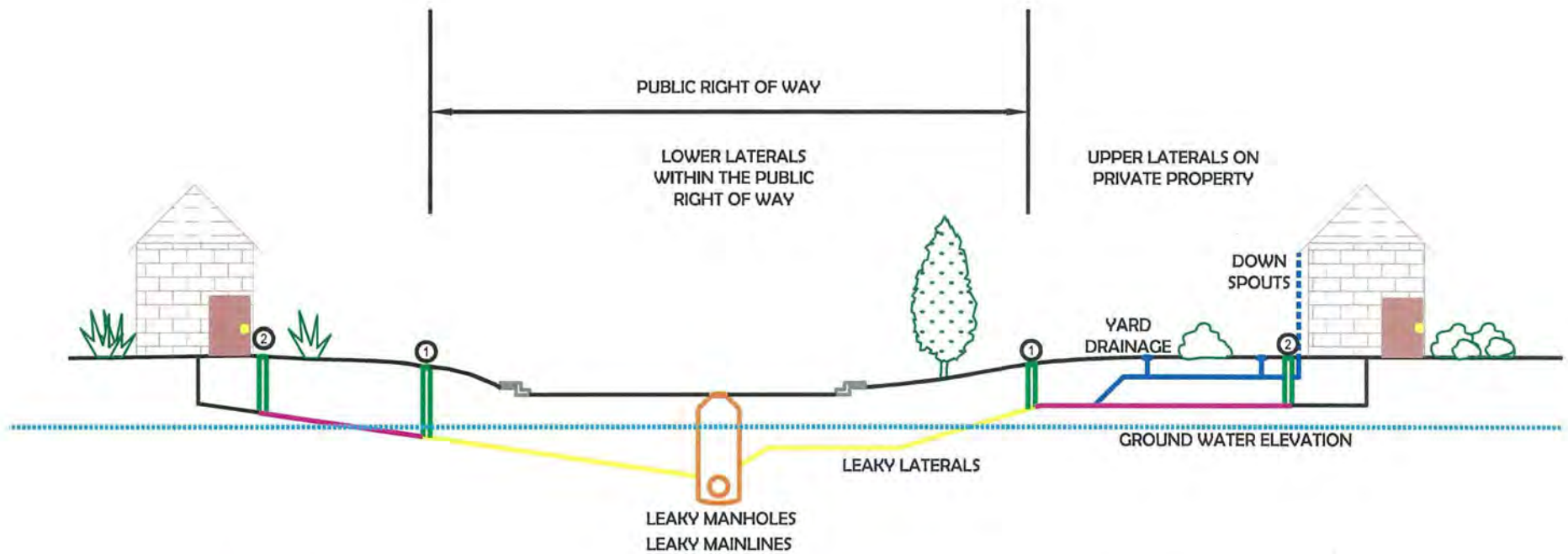
Staff is working with graphic consultant, Zest Net, to develop some public relations articles and identify alternative delivery methods to effectively reach the public with important District messages. Drafts of these articles/methods will be presented at your meeting.

If you have any questions please call me at 646-5548.



Project: Lateral Program Schedule Date: Fri 9/20/13	Task		Project Summary		Inactive Milestone		Manual Summary Rollup		Deadline	
	Split		External Tasks		Inactive Summary		Manual Summary		Progress	
	Milestone		External Milestone		Manual Task		Start-only			
	Summary		Inactive Task		Duration-only		Finish-only			

Pilot Project
1-2 Pipeline reaches
in known high
groundwater area.

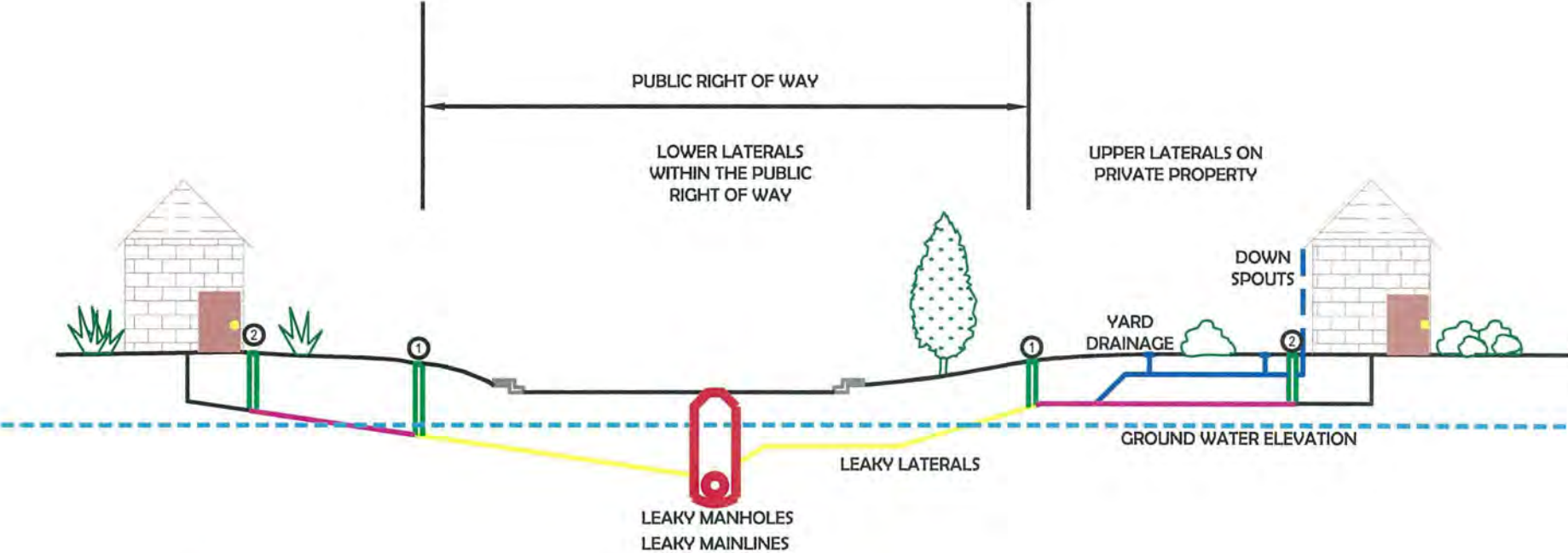


- | | |
|---|---|
| <ul style="list-style-type: none"> ● 1 INSTALL CLEANOUT AT RIGHT OF WAY LINE ● 2 INSTALL CLEANOUT AT HOUSE ● SEAL MANHOLES | <ul style="list-style-type: none"> ● LINE/REPLACE LOWER LATERALS ● LINE/REPLACE UPPER LATERALS ● REDUCE ELIMINATE YARD DRAINS AND DOWN SPOUTS |
|---|---|

SLIDE 1

Seal Manhole

- Clean/Loosen Mortar
- Mortar
- Epoxy Line



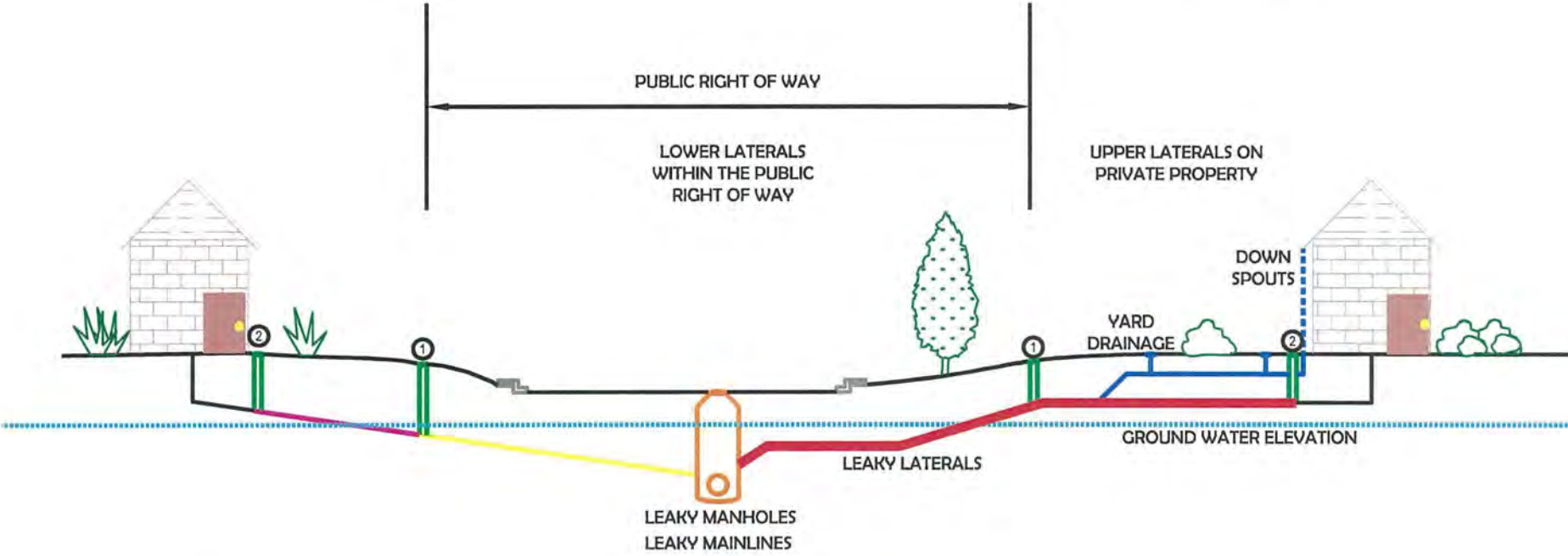
- 1 INSTALL CLEANOUT AT RIGHT OF WAY LINE
- 2 INSTALL CLEANOUT AT HOUSE
- 3 SEAL MANHOLES

- LINE/REPLACE LOWER LATERALS
- LINE/REPLACE UPPER LATERALS
- REDUCE ELIMINATE YARD DRAINS AND DOWN SPOUTS

SLIDE 2

Lateral Replacement Options

- Dig and Replace
- Pipe Burst
- Cured In-Place Pipe
- Folded PVC



- ① INSTALL CLEANOUT AT RIGHT OF WAY LINE
- ② INSTALL CLEANOUT AT HOUSE
- SEAL MANHOLES

- LINE/REPLACE LOWER LATERALS
- LINE/REPLACE UPPER LATERALS
- FIND AND DISCONNECT YARD DRAINS AND DOWN SPOUTS

SLIDE 3

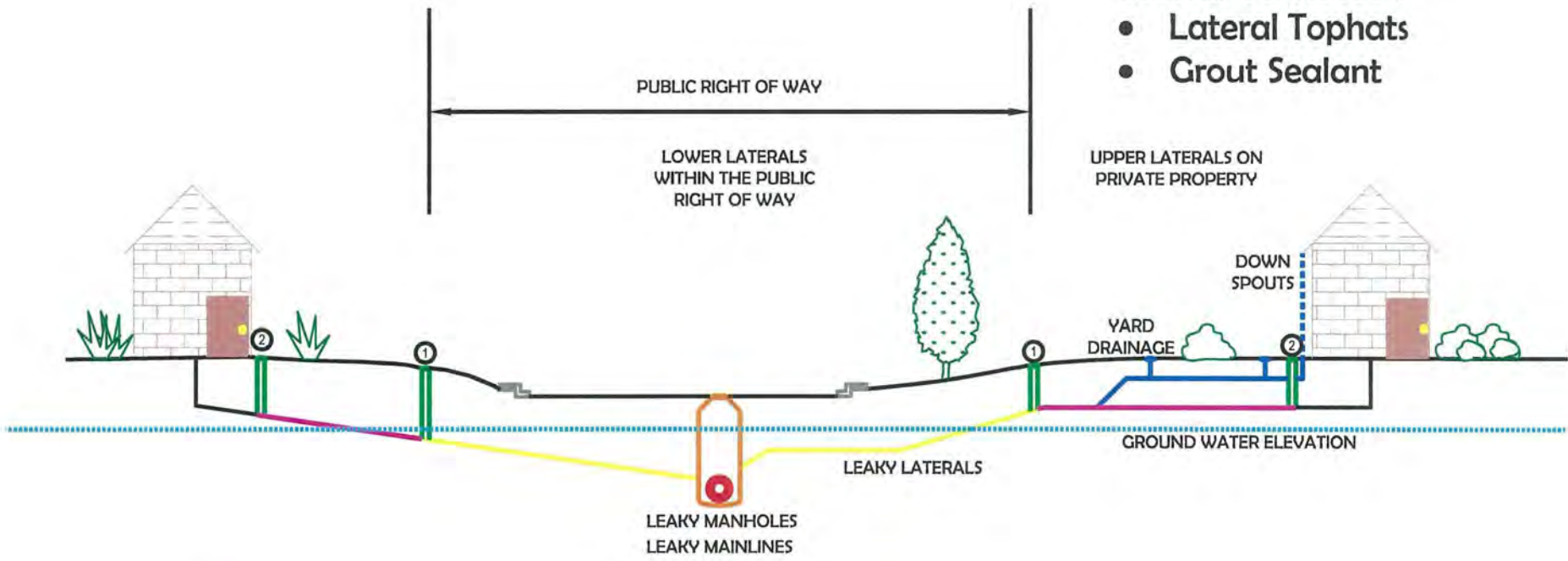
REHABILITATE MAINLINE

Mainline

- Dig and Replace
- Pipe Burst/Increase Size
- Cured In-Place Pipe

Lateral Connection

- Lateral Tophats
- Grout Sealant



- 1. INSTALL CLEANOUT AT RIGHT OF WAY LINE
- 2. INSTALL CLEANOUT AT HOUSE
- SEAL MANHOLES

- LINE/REPLACE LOWER LATERALS
- LINE/REPLACE UPPER LATERALS
- REDUCE ELIMINATE YARD DRAINS AND DOWN SPOUTS

SLIDE 4